





Information and Communication Technology Equipment																			
Repairs and Maintenance - Transportation Equipment																			
Motor Vehicles	50213080 01	109,000.00	109,000.00	17,258.33	17,258.33	56,302.12			56,302.12	56,302.12			56,302.12	91,741.87	(39,043.75)				
Taxes, Insurance Premiums and Other Fees																			
Fidelity Bond Premiums	50215020 00	16,000.00	16,000.00	2,533.33	2,533.33									12,486.87	2,533.33				
Insurance Expenses	50215030 00																		
Other Maintenance and Operating Expenses																			
Printing and Publication Expenses	50299020 00	274,000.00	274,000.00	43,383.33	43,383.33	9,290.00			9,290.00					230,816.87	34,083.33	9,290.00			
Representation Expenses	50299030 00	132,000.00	132,000.00	20,900.00	20,900.00	3,300.00			3,300.00	5,130.00			5,130.00	111,100.00	17,800.00	(1,830.00)			
Transportation and Delivery Expenses	50299040 00																		
Rent/Lease Expenses																			
Rents - Buildings and Structures	50299050 01	1,080,000.00	1,080,000.00	171,000.00	171,000.00	6,521.74			6,521.74	48,000.00			48,000.00	906,000.00	104,478.26	(38,478.26)			
Rents - Motor Vehicles																			
Rents - Equipment																			
Subscription Expenses	50299070 00	180,000.00	180,000.00	28,500.00	28,500.00	21,736.20			21,736.20	16,537.36			16,537.36	151,500.00	8,763.80	5,198.81			
Other Maintenance and Operating Expenses																			
Other Maintenance and Operating Expenses	50299990 99					42,400.00			42,400.00	152,815.64			152,815.64	(42,400.00)	(110,415.64)				
Total		7,956,000.00	7,956,000.00	1,118,281.87	1,118,281.87	1,038,489.48			985,011.28	984,701.29			984,701.29	5,836,718.33	123,770.47	10,369.91			
B. AUTOMATIC APPROPRIATIONS																			
Retirement and Life Insurance Premium	50103010 00	2,383,000.00	2,383,000.00	398,833.33	398,833.33	247,320.06			247,320.06	348,407.70			348,407.70	1,004,188.87	151,813.27	(101,087.73)			
Total		2,383,000.00	2,383,000.00	398,833.33	398,833.33	247,320.06			247,320.06	348,407.70			348,407.70	1,004,188.87	151,813.27	(101,087.73)			
C. SPECIAL PURPOSE FUNDS																			
Miscellaneous Personnel Benefits Fund	5 010,000.00																		
Salaries & Other Compensation																			
Mid-Year Bonus																			
Year-End Bonus																			
TLS																			
Total																			
TOTAL CURRENT YEAR BUDGET/APPROPRIATION		35,944,000.00	35,944,000.00	4,985,799.87	4,985,799.87	3,703,744.15			3,690,285.89	3,288,083.43			3,288,083.43	30,950,200.33	1,325,533.78	372,182.46			
II PRIOR YEAR'S BUDGET/CONTINUING APPROPRIATION																			
A. Unreleased Appropriations																			
Personal Services																			
Maintenance & Other Operating Expense																			
Financial Expenses																			
Capital Outlay																			
Special Purpose Fund																			
TOTAL																			
Total PRIOR YEAR'S BUDGET/CONTINUING APPROPRIATION																			
GRAND TOTAL		35,944,000.00	35,944,000.00	4,985,799.87	4,985,799.87	3,703,744.15			3,690,285.89	3,288,083.43			3,288,083.43	30,950,200.33	1,325,533.78	372,182.46			

Certified Correct:  BAE MALEHA E. LISMAN, Budget Officer II

Certified Correct:  BAE MALEHA L. RASUMAN, CPA, Accountant II

Recommending Approval:  JEHAN Y. MITRULI, Planning Officer / Executive Director, designate

APPROVED BY:  ATTY. ABDULNASSIR A. ABDULRUDIN, Chairman

Date: _____ Date: _____ Date: _____ Date: _____